

# I Believe in Christ Jingle Bells

Use this fun & simple jingle bells pattern to keep your primary kids engaged while reviewing this song!

Find the full lesson plan, extension ideas, and song suggestions in the blog post here:

<https://www.primarysinging.com/i-believe-in-christ-jingle-bells/>

*Do not share this file directly.*

See our terms of use on the last page. If you'd like to share this printable, simply share the link to the post.

# I Believe in Christ Jingle Bells

## Activity Instructions:

1. Begin with a brief review of the first verse of I Believe in Christ. Then, pass out jingle bells as you post the jingle bells pattern on the board.
2. Starting with the first page, demonstrate the pattern by doing 3 short, steady shakes with your jingle bell as you sing, “I believe in – .” Then, shake your bell fast as you sing, “Christ.” Repeat this rhythm for the second phrase.
3. Then, quietly shake your bell as you make a large circle in the air. Use this action while you sing, “With all my heart.” Return to the steady shake for the phrase, “to him I’ll – “ and finish with a fast shake as you sing, “sing.”
4. Did you catch all the rhythms I used? Let’s try it together! Slowly try the first page of the pattern. It may help to speak the rhythm with the pattern before adding in notes.
5. Once you’re ready to move on, the second part of the pattern uses rhythms we already know! The only new step is that you’ll switch hands halfway through singing the phrase, “I’ll raise my voice in praise and joy.”
6. Can we try the entire song? Sing through the entire song a few times as you try the jingle bells pattern. Once you reach the end of the 2-page pattern, repeat it for the second half of the song!

## Jingle Bells Pattern:

### REPEAT PATTERN 2X

... ^^^ ... ^^^ (I / believe / in / Christ; He / is / my / King)





○ ... ^^^ (With all my heart - to / Him / I’ll / sing)

.... **SWITCH HANDS** .... (I’ll / raise / my / voice (Switch) in / praise / and / joy)

○ ... ^^^ (In grand amens – my / tongue / em / ploy )

## Extension Ideas:

- Split the class into 3 groups – one for each rhythm. Have each group keep track of their rhythms and sing only the words that fall on their rhythm. This makes for a fun popcorn-singing style activity!
- Have one side of the room do the jingle bell actions for the first page and have the other side do the actions for the second page. This can be especially helpful for younger primary children who are having a hard time following the entire pattern.
- Choose one rhythm at a time and hum or stay quiet for lyrics that fall on that rhythm. Then, pick a different rhythm!



● ● ● ● (SWITCH)

● ● ● ●

O

^ ^ ^

● ● ●

# Jingle Bell Key:

● = Steady Shake

^ ^ ^ = Fast Shake

○ = Shake in a Circle



## Permissions & Use Policy

Thank you for downloading this printable. Our download grants license for the personal and church use of the individual purchaser. This license may also extend to other co-teachers, assistants, or others who may help and assist you in teaching this lesson. That means, you may purchase and print and utilize this printable as well as prepare this lesson as an activity for a substitute or with the help of an assistant. You may also share the printed resources with your immediate predecessor (the music leader who follows you) for use during the remainder of the current year's lesson plans.

Our digital files may not be further passed on, shared, distributed, or given out to any other individuals. In sharing the printed resources, the license does not continue to extend to those individuals for use beyond the continuation of use for which it was initially purchased for with a limited-use license.

Any additional music leaders, teachers, assistants, or other individuals who would like their own personal copy of the digital files and resources should obtain their own copy with license. Copies of all our resources can be found at [www.PrimarySinging.com](http://www.PrimarySinging.com).

## Copyright Protection

Copying any part of this work, sharing digital copies, distributing by print beyond the use permissions, or any other form of releasing this file is a violation of copyright law. Additionally, it is a violation of copyright law to adapt or modify and share this digital work as your own creation when sourced from another person's copyrighted work.

We do encourage, and appreciate, sharing the direct link to our original resources and files with those who may be interested. You can additionally share how you used and adapted the files for your own use to inspire others for how they might choose to use these files within the acceptable use policies.

## Help & Feedback

If you need any help or additional information on the acceptable use and policies of our digital files, you can reach out to us directly from the contact form or email address shared on our website [www.PrimarySinging.com](http://www.PrimarySinging.com).

We would love to hear ideas on how to improve and additional ideas for use of our printables! We welcome your feedback and experiences! You can also share your experiences using the hashtag [#PrimarySinging](https://twitter.com/PrimarySinging) on your favorite social media channels.

*Thank you for your support!*